Explosion Proof Dia-Seal Piston

P1X Series

Features

- Explosion proof housing
- High reliability
- Extremely long life
- UL & CSA listed

Applications

- Power plants
- Water pumps
- Hydraulic power units
- Pneumatic devices
- General industrial applicaitons
- Oil & gas applications



General Specifications*

Electrical Characteristics:	All models incorporate Underwriters Laboratories, Inc. and CSA Listed single pole double throw snapaction switching elements
Accuracy:	± 2% of the adjustable range
Switch:	Single pole double throw (SPDT) snap action; single circuit
Wetted Parts: Process Fitting: Diaphragm: Enclosure:	 Anodized aluminum Buna N Anodized aluminum
Electrical Connection:	Internal screw terminals via 1/2" NPT conduit connector
Enclosure Ratings:	NEMA 7, 9
Pressure Connection:	1/4"-18 NPT female (standard)
Approvals: UL: CSA: PED (European):	 File No. E37043; approved for hazardous locations, Class I, DIV 1, Groups C&D, Class II Groups E, F, & G; not available on 1600 psi range Class 3238-01, File No. 022354-0-000 Compliant to PED 97/23/EC

Temperature Range: Operating: Storage:	 -4° to +140°F (-20° to +60 °C) -40° to +200 °F (-40° to +93°C)
Adjustment Instructions:	Loosen setscrew with a #10 allen wrench. With screwdriver, turn adjustment screw clockwise to increase and counterclockwise to decrease the actuation point. Tighten setscrew after desired setting is reached.
Options:	- Viton® Diaphragm - Teflon diaphragm - Factory preset
Shipping Weight:	3.75 lbs. approximate

Wiring Diagram

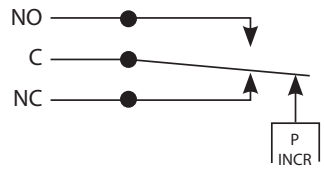

* See product configurator for additional options.

3211 Fruitland Avenue • Los Angeles, CA 90058 • 800-835-1060 • Fax: 323-589-3463 • www.barksdale.com

See Barksdale's Standard Conditions of Sale • Specifications are subject to modification at any time • Bulletin #S0088-E • 3/26 • ©2026 • Printed in the U.S.A.

Technical Drawing

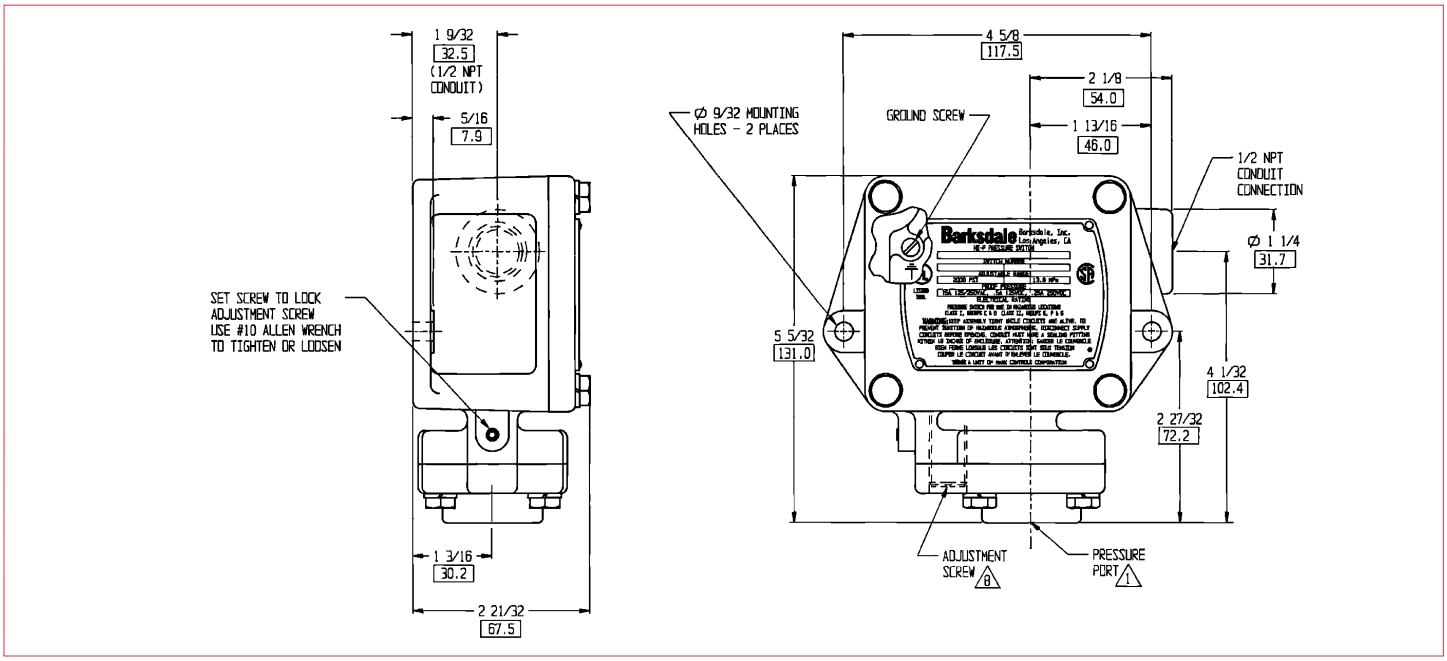

Order Number Key / Options

Example		P1X	-H	85	SS		

Options

-P2	1/2" NPT pressure fitting (available only with stainless steel models)
-Sxxx	Factory preset (consult factory)

Enclosure

P1X	NEMA 7 & NEMA 9 enclosure

Diaphragm/O-Ring

Blank	Buna-N diaphragm
-T	Teflon
-V	Viton® diaphragm (not available for 1600 range)

Limited Switch[1]

-B	10 amps @ 125/250/480 VAC; 2 amps @ 600 VAC; 0.05 amps @ 125 VDC, 0.03 amps @ 250 VDC (standard for 30, 85, and 340 ranges)

Pressure Fitting

Blank	Anodized aluminum, 1/4" NPT female
SS	Stainless steel, 1/4" NPT female

Pressure Range

	Adjustable Range				Approx. Deadband[2] (Actuation Value)	Proof Pressure
	Decreasing - psi (bar)		Increasing - psi (bar)			
	Min	Max	Min	Max	psi (bar)	psi (bar)
30	.5 (.03)	28.5 (1.9)	1 (.1)	30 (2)	.1 - 1.5 (.07 - .1)	2000 (133)
85	3 (.2)	81.5 (5.4)	4 (.3)	85 (5.7)	.25 - 3.5 (.02 - .23)	2000 (133)
340	6 (.4)	331.5 (22)	7 (.5)	340 (23)	1 - 8.5 (.07 - .6)	2000 (133)
600	25 (1.7)	581 (39)	27 (1.8)	600 (40)	2 - 19 (.13 - 1.3)	2000 (133)
1600[3]	400 (27)	1520 (101)	480 (32)	1600 (107)	20 - 80 (1.3 - 5.3)	2000 (133)

* Min. quantity may apply for select configurations.

3211 Fruitland Avenue • Los Angeles, CA 90058 • 800-835-1060 • Fax: 323-589-3463 • www.barksdale.com