

Industrial Transducer

BOT Series

Features

- Heavy-duty, rugged construction with 316 and 17-4 stainless steel for superior corrosion resistance
- Up to 23X rating over-pressure protection to protect against pressure hammering and burst pressures
- Advanced digital electronics provides digital compensation on sensor data for improved performance.
- Superior EMC/EMI protection as per IEC61000 standards
- Thermally compensated sensors ensure high accuracy over wide temperature ranges to mitigate thermal errors on sensitive components
- Modular design platform to support fully customizable pressure ranges, mechanical or electrical connections, and other application-specific requirements

Applications

- General industrial equipment
- Pumps and compressors
- Mobile hydraulic equipment
- Off-highway vehicles
- Irrigation equipment systems
- Medical gas systems

General Specifications

Supply	BT3: 7 to 33 VDC BT4: 4.5 to 5.5 VDC ratiometric BT5: 8 to 33 VDC BT6: 12 to 33 VDC
Output	BT3: 1 to 5 VDC BT4: 0.5 to 4.5 VDC ratiometric BT5: 4 to 20 mA BT6: 0 to 10 VDC
Pressure Range	0 to 6,000 psi (-C Class) 0 to 10,000 psi (-P Class) 0 to 3,000 psi (-W Class)
Operating Temperature	-40 to 212 °F (-40 to 100 °C)
Compensated Temperature Range	-P, -W Class: 0 to 165 °F (-18 to 74 °C) -C Class: 77 to 185 °F (25 to 85 °C)
Accuracy (BFSL@25°C)	-P, -W Class: ± 0.25% FSO -C Class: ± 0.5% FSO
Proof Pressure	2X Typical (Consult factory for specific pressure ranges)
Zero Offset	± 1% FSO (P,W) ± 2% FSO (C)
Span Offset	± 1% FSO
Lifecycle	1M cycles minimum
Long-Term Stability	± 0.2% FSO (per year, typical)
Response Time	BT5 < 5 ms, < 3 ms for other
Supply Current	BT3, BT4, BT6 : 15 mA max, BT5 : 22mA max



Exactly What OEMs Want...Without the Wait

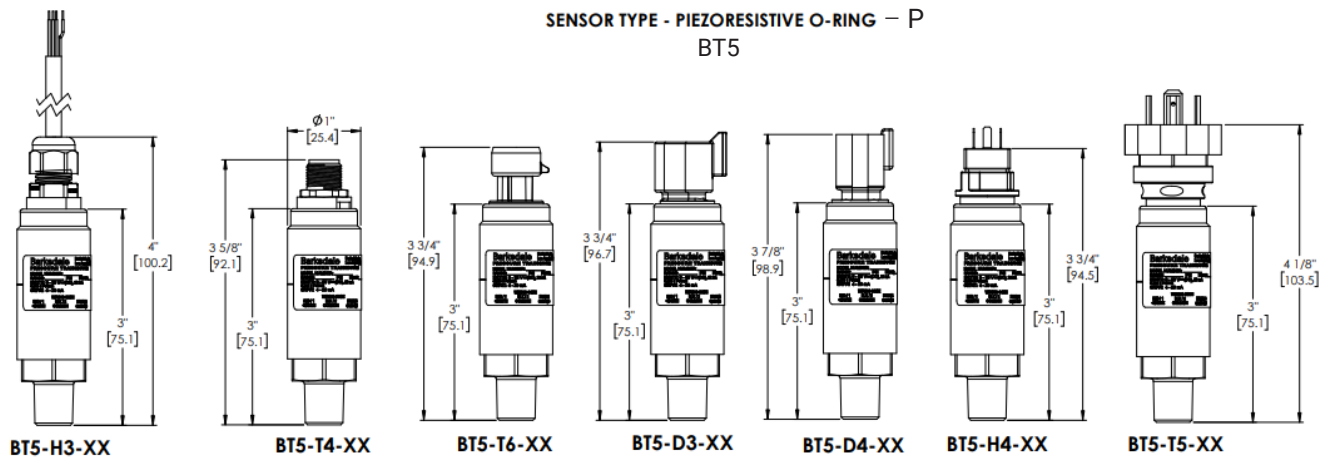
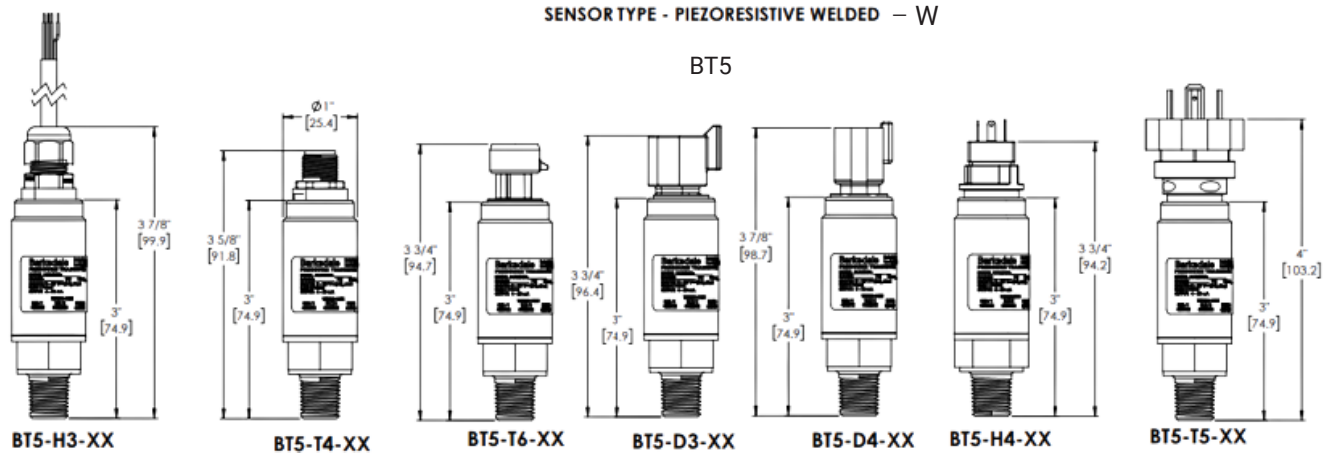
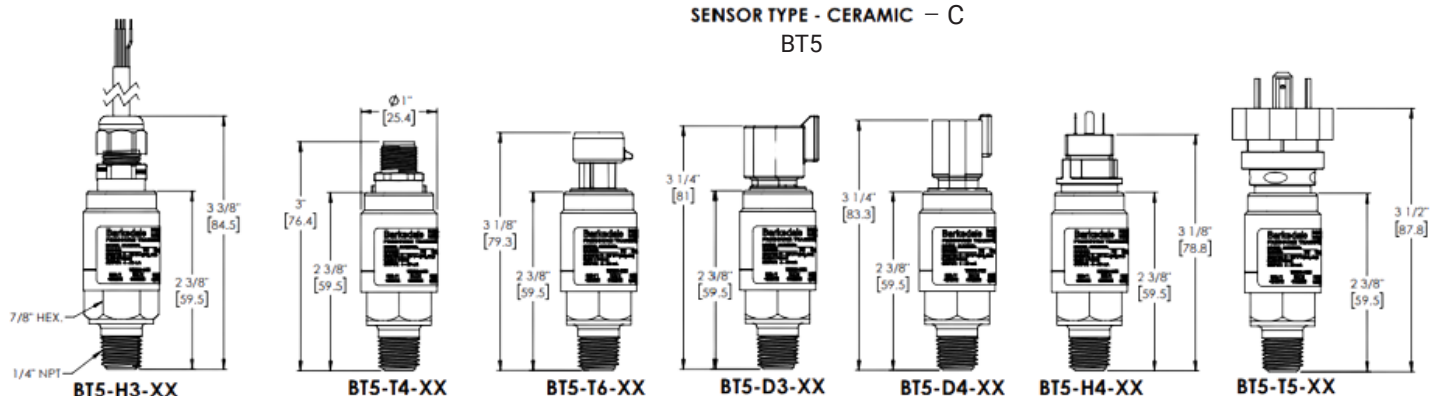
Environmental Specifications

Shock	50 g's, 11 ms, MIL-STD 202 Method 213, Cond. G
Vibration	15 g's, 10 to 2,000 Hz, MIL-STD 202
Storage Temperature	-40 to 212 °F (-40 to 100 °C)
Media Temperature	-40 to 248 °F (-40 to 120 °C)
Wetted Materials	17-4 PH SS, NBR (-P class) 316 SS, ceramic, Viton® (-C Class) 316 SS all welded construction (-W Class)
Ingress Protection	IP67 (-H3, -T4)
Reverse Polarity	Yes
Enclosure	NEMA 4X
Approvals	UL 508, UL 61010-1 with class II power source
Compliance	REACH, RoHS, CE
Weight	4.23 oz (120gm) Approximately (Consult factory for exact weights)
EMI-EMC Compliance	IEC 61000-4-2: Electrostatic discharge (ESD) IEC 61000-4-3: Radiated immunity IEC 61000-4-4: Burst (fast transient) IEC 61000-4-5: Surge IEC 61000-4-6: Conducted RF IEC 61326-1: CISPR11 Class A for radiated and conducted emissions
Media Restricted	All common industrial and gases and fluids. Refer to wetted materials section or consult factory for special media compatibility

Industrial Transducer

BOT Series

Sizes and Dimensions



Industrial Transducer

BOT Series

ELECTRICAL CONNECTIONS										
ELECTRICAL SIGNAL	ELECTRICAL TERMINATION									
	H3		D3/T6		H4/T4/T5		D4		T9	
	VOLTAGE	CURRENT	VOLTAGE	CURRENT	VOLTAGE	CURRENT	VOLTAGE	CURRENT	VOLTAGE	CURRENT
+EXCITATION	RED	RED	PIN 1	PIN 1	PIN 1	PIN 1	PIN 2	PIN 2	PIN 1	PIN 1
-EXCITATION (COMMON)	BLACK	BLACK	PIN 2	PIN 2	PIN 2	PIN 2	PIN 1	PIN 1	PIN 3	PIN 3
VOLTAGE OUTPUT	WHITE	-	PIN 3		PIN 3	-	PIN 4		PIN 2	
CASE GROUND/DRAIN/EARTH	DRAIN	DRAIN		PIN 3	PIN 4	PIN 4	PIN 3	PIN 3	PIN 4	PIN 4

BT5	-H3	-05	A	-P2	-P	-Z17-S131
-----	-----	-----	---	-----	----	-----------

Base Model

BT3	1-5 VDC analog output
BT4	0.5-4.5 VDC ratiometric analog output
BT5	4-20 mA analog output
BT6	0-10 VDC analog output

Electrical Connection

-H3	PVC Shielded & jacketed #24 AWG Cable (1 meter)
-H4 ¹	Mini-DIN 43650 Type "C"
-T4 ¹	M12 circular connector
-T5 ¹	Standard DIN 43650 Type "A"
-T6 ¹	Aptiv/Delphi Metripack 150 Series
-D3 ¹	3-Pin Deutsch Connector - DT04-3P
-D4 ¹	4-pin Deutsch Connector - DT04-4P
-T9 ¹	T4 with european pinning

Pressure Range⁵

-27*	0-1 psi	0-0.1 BAR
-25*	0-5 psi	0-0.35 BAR
-38*	0-7 psi	0-0.5 BAR
-01*	0-15 psi	0-1 BAR
-39	0-25 psi	0-1.6 BAR
-21	0-30 psi	0-2 BAR
-40	0-36 psi	0-2.5 BAR
-03	0-50 psi	0-3 BAR
-22	0-60 psi	0-4 BAR
-41	0-87 psi	0-6 BAR
-04	0-100 psi	0-7 BAR
-05	0-150 psi	0-10 BAR
-06	0-200 psi	0-15 BAR
-42	0-230 psi	0-16 BAR
-07	0-300 psi	0-20 BAR
-43	0-360 psi	0-25 BAR
-08	0-500 psi	0-35 BAR
-44	0-580 psi	0-40 BAR
-45	0-725 psi	0-50 BAR
-46	0-870 psi	0-60 BAR
-10	0-1,000 psi	0-70 BAR
-11*	0-1,500 psi	0-100 BAR
-12*	0-2,000 psi	0-150 BAR
-47*	0-2300 psi	0-160 BAR
-13*	0-3,000 psi	0-200 BAR
-48*	0-3600 psi	0-250 BAR
-14*	0-4000 psi	0-300 BAR
-15*	0-5,000 psi	0-350 BAR
-16*	0-6,000 psi	0-400 BAR
-17*	0-7500 psi	0-520 BAR
-36 ^{1,8}	0-9000 psi	0-600 BAR
-18 ^{1,8}	0-10,000 psi	0-700 BAR

Pressure Unit and Type

G	PSI - Sealed gauge pressure (standard)
A ⁹	PSI - Absolute pressure
BG	Bar - Sealed gage pressure
BA ⁹	Bar - Absolute Pressure (ranges start from 1 Bar)
V	PSI - compound pressure range
BV	Bar - Compound Pressure Range

Process Connection

Blank	1/4" NPT male
-P1 ¹⁰	7/16-20 UNF female (JIC 37°)
-P3	7/16-20 UNF male (JIC 37°)
-P9	G1/4 male (gasket seal)
-P2	7/16-20 SAE #4 ORB
-P7	1/8" NPT male
-P17 ¹⁰	9/16 - 8 (SAE #6, O-RING)
-P11 ¹⁰	G1/2 male(gasket seal)
-P16 ¹⁰	G1/2 Flush mount
-P18 ¹⁰	M12 X 1.5
-P19 ¹⁰	G1/4 EN 837
-P20 ¹⁰	G1/2 EN 837

Accuracy

-C	0.5% FSO ²
-P	±0.25% FSO
-W	±0.25% FSO ⁷

Options

Blank	Standard
-Z1	Cleaned for oxygen service
-0(x)	Custom Voltage Output Up to 11VDC. Consult Factory -06 : 1-11 VDC Output -02 : 0.5-4.5 VDC Non-ratiometric -01 : 1-6 VDC Output
-Z17 ⁵	Larger pressure port orifice
-A	+6 ft cable
-B	+10 ft cable
-C	+15 ft cable
-D	Consult Factory for Custom length of free leads
-SXXY ⁵	Special pressure ranges Consult Factory
-Q1...Q999	Custom and proprietary options; consult factory
-U ⁶	UL Approved

- Mating connector not included, consult factory for accessories
- *0.6% FSO for ranges >=4000psi
- High Pressure models includes built-in surge dampener with 0.03in diameter orifice for pressure spike protections. Add -Z17 for optional larger pressure orifice 0.125in [3.2]
- Only available on pressure range options with -P and -W only
- Add suffix SXXY for special pressure range calibration. XX= significant digits. Y= number of trailing zeros. Example: 130 psi calibration: add -S131
- cULuS APPROVAL LIMITED TO 9000 PSI for -P, 3000 psi for -W, -C, 30 VDC EXCITATION and 55 C max ambient temperature.
- Available up to 580psi only
- Offered with P Model only
- Absolute models available up to 360 psi only
- Consult factory for availability.