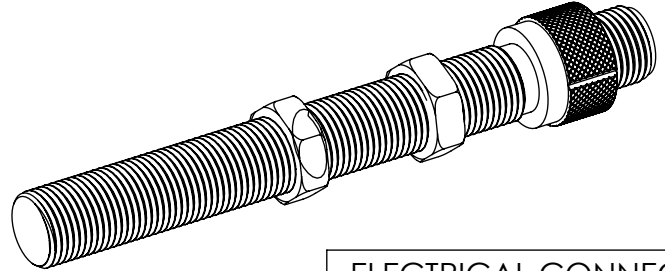
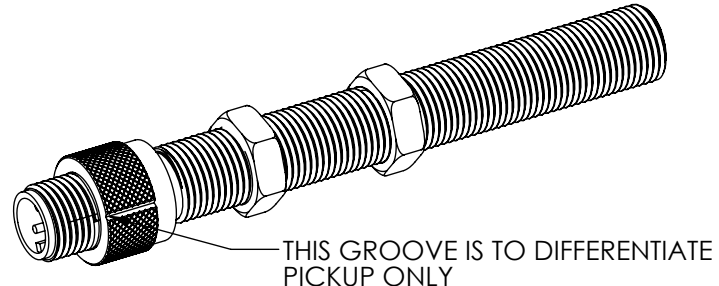
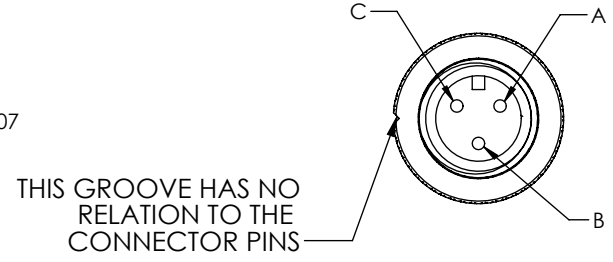
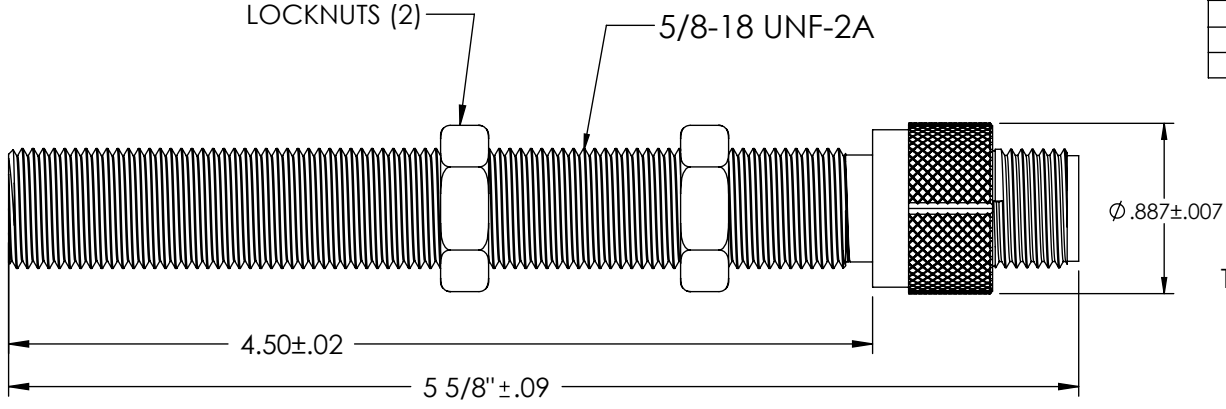


REV	ECN	REVISION RECORD	DATE	DR	CK
A	9795	INITIAL RELEASE	11/20/15	PV	JR
B	11375	PULL UP RESISTOR WAS 2KΩ	06/06/19	SS	PV



**SPECIFICATIONS:**

- POWER SUPPLY: 10 TO 32VDC.
- SUPPLY CURRENT: 30 mA MAXIMUM
- OPERATING TEMPERATURE: -30° F TO +250° F (-35°C to 125°C)
- SENSED FREQUENCY: 0 TO 20 KHZ
- OUTPUT VOLTAGE: SQUARE WAVE FANOUT TO 10 TTL INPUTS  
50±15% DUTY CYCLE.
  - LOGIC 0: +0.4 VDC MAX AT 15mA MAX.
  - LOGIC 1: +4.0 TO 5.5 VDC WITH 100KΩ PULL UP RESISTOR.
- INSULATION RESISTANCE: 100 MΩ MIN. AT 50 VDC (COMMON TO HOUSING)
- HOUSING: 303 STAINLESS STEEL, BLIND END.
- MAXIMUM OPERATING AIR GAP: .120".

ELECTRICAL CONNECTIONS	
PIN A	POWER SUPPLY
PIN B	OUTPUT
PIN C	COMMON

UNLESS OTHERWISE SPECIFIED

DIMENSIONS ARE IN INCHES  
DIMENSIONAL TOLERANCES:  
FRACTIONAL ±1/64  
ANGULAR: ± 1/2°  
XX ±0.010  
XXX ±0.005

THIRD ANGLE PROJECTION

**DYNALCO**®

MODEL: M919-3-45	DRAWN PV
DATE: 11/20/15	PATH: N:\PROD\PICKUPS\M919-3-45
MATERIAL:	APPROVED JR
FINISH:	TITLE: <b>PICKUP, ZERO VELOCITY</b>
DO NOT SCALE DRAWING	SIZE A DWG. NO. <b>800-0919-3-45</b> REV <b>B</b>
SCALE 1:1	WEIGHT SHEET 1 OF 1

THIS DOCUMENT, ALL INFORMATION CONTAINED IN AND ALL INFORMATION RELATED TO, IS PROPERTY OF DYNALCO. IS CONFIDENTIAL TO IT AND NO PART THEREOF NOR ANY SUCH INFORMATION MAY BE COPIED, DISSEMINATED OR USED IN ANY MANNER WHATSOEVER WITHOUT THE PRIOR WRITTEN CONSENT OF DYNALCO AND IS TO BE RETURNED TO DYNALCO UPON REQUEST.